



THE REVOLUTIONARY SELF-LIGATING BRACKET SYSTEM



orthodontics
Finish with the Best

Who We Are



orthodontics
Finish with the Best


At OC Orthodontics, we consider it a great privilege to work with the best orthodontists in the industry. We understand that orthodontic finishing is what matters most. When you finish you focus on the smallest details. The work you do has made you both a craftsman and an artist. And finishing is what separates the good craftsman from the few truly great craftsman.

You create the best smiles, so you deserve the best tools. OC designs and engineers the highest quality products with the tightest tolerances to deliver the movement and torque you need to finish beautiful smiles in less time.

Our H4 self-ligating bracket is proof of our commitment to deliver you the best products. With a slot depth of .026 and tolerances that are 3x tighter than the industry (+/- .001 vs .003), the H4 system helps you deliver wide beautiful smiles without extractions in less time.

OC is a family owned business that designs and manufactures our products right here in Oregon. We work tirelessly to deliver you the best products and tools. We're here to support you and your practice so that you can focus on what you do best – finishing beautiful smiles.

OC. Finish with the Best.



Our Clinical Team & H4 Advocates

OC Orthodontics has partnered with some of the best orthodontists in the industry. Led by Dr. Tom Pitts, our Executive Clinical Director, this group of elite orthodontists is focused on developing high quality products, innovative clinical approaches and exceptional educational opportunities.



EXECUTIVE CLINICAL DIRECTOR

Thomas Pitts D.D.S., M.S.D.

Dr. Tom Pitts is a world renowned leader in esthetic orthodontics and is highly recognized for his teaching on orthodontic finishing and clinical excellence. Dr. Pitts is most known for his innovative protocols and creation of the Smile Arc Protection. He has a variety of clinical publications and has been an active lecturer since 1986. He is also an associate clinical professor at the University of Nevada, Las Vegas. Dr. Pitts currently practices at Ortho Country Orthodontics, OC's on-site orthodontic clinic.



Duncan Brown

B.Sc., D.D.S., D. Ortho

Dr. Duncan Brown is a highly regarded and engaging international speaker, who can often be found lecturing with Dr. Pitts. Dr. Brown also teaches regularly at the University of Alberta and the University of Manitoba. He currently practices at SmileZone Orthodontics located in Calgary, Canada.



CLINICAL TEAM

Tomas Castellanos

D.D.S., M.Sc.D.

Dr. Tomas Castellanos is an innovator in esthetic orthodontics and has developed new orthodontic and surgical techniques that have accelerated treatment time while providing striking esthetic results. He currently practices at Tomas Castellanos Orthodontics in Bogota, Colombia.



Nimet Guiga

D.D.S., M.Sc.

Dr. Nimet Guiga is highly trained and has significant clinical experience which enables her to diagnose and effectively treat even the most complex orthodontic cases. She has patients from all around the world who travel to Cascais, Portugal to seek her orthodontic treatment.



Dwight Frey

D.D.S., M.S.

Dr. Dwight Frey is passionate about creating beautiful smiles that last a lifetime. He uses progressive techniques to offer a wide range of creative orthodontic solutions and currently practices at Frey Orthodontics in Illinois.




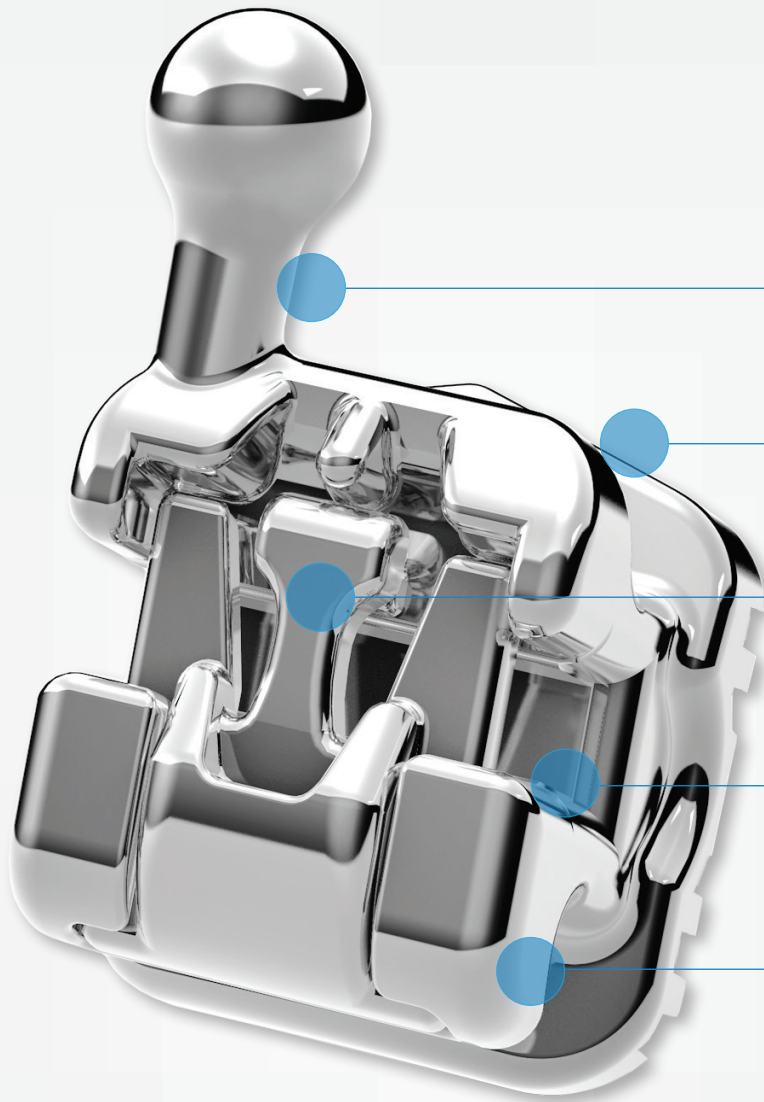
Jeff Haskins

D.D.S., M.S., P.C.

Dr. Jeff Haskins is a Diplomate of the American Board of Orthodontics and enjoys new technology, innovative techniques, and giving back to his community. He currently practices at Village Orthodontics in Colorado.

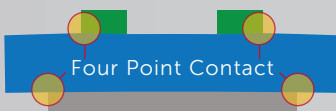
H4 ADVOCATES

H4™ Features & Benefits



The Science of the H4 Door

Designed for enhanced structural stability.



■ Door ■ Wire ■ Bracket Body

H4™ Features & Benefits

The H4 System delivers consistent results using revolutionary self-ligating bracket technology. OC's unique manufacturing process ensures that H4 provides the tightest tolerances in the industry at +/- .001 versus +/- .003, which is 3x more accurate than our competitors. Add in a reduced slot depth of .026 and you have the tools you need to finish with the best, delivering stunning smiles in significantly shorter treatment time.

Integrated Hooks

An available option on the 3's, 4's and 5's for your convenience at no extra charge.

Smooth, Rounded Edges

Ensures that your patients have the most comfortable experience.

Unique Door Design

Designed for enhanced structural stability. The unique sliding door creates a fourth wall for improved 4 point rotational and torque control.

.026 Precision Slot Depth

The reduced slot depth provides a tighter pairing between the wire and the bracket leading to earlier engagement, improved torque, and better control.

Large Under Tie-Wing Clearance

Supports early elastics, ligatures, metal ligatures, and power chain.

Base Lock Plus

One piece base/bracket creates an optimum pad-to-tooth fit and bond strength meaning fewer broken brackets and fewer debonding issues.

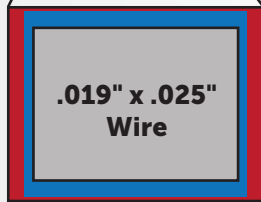
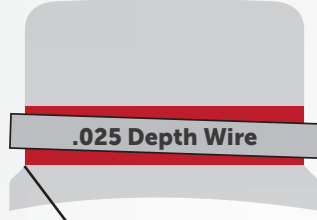
The H4™ Difference

The H4 System offers a level of precision and control that is truly remarkable. This is achieved through OC's meticulous metal injection molding manufacturing process. The outcome is a highly refined bracket for the exacting orthodontist who excels at finishing great smiles.

H4 .026 Slot Depth



Basic PSL .028 Slot Depth

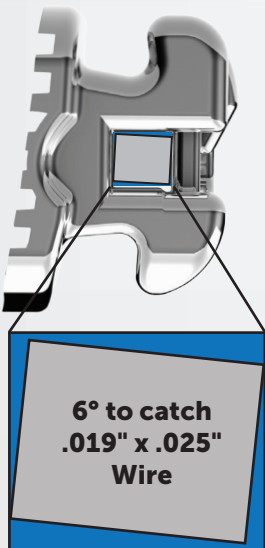


 H4 .026 Slot  Basic .028 PSL Slot

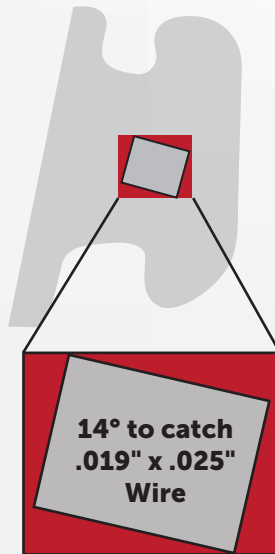
Reduced Slot Depth Means Increased Control

- With H4 you benefit from a slot depth of .026 vs the traditional PSL slot depth of .028
- A precise bracket to wire coupling giving you improved rotational control, more accurate torque expression and predictable finishes

H4 +/- .001 Tolerance



Basic PSL +/- .003 Tolerance



3x Tighter Tolerances Ensure Predictable Finishes

- Our patent pending door eliminates common clip malfunctions found in other SL bracket systems
- Catches a couple up to 57% sooner, providing you control even earlier

These diagrams serve only as a visual representation of the difference in slot and wire sizes.

Stunning Smiles in Less Time

Reduced Treatment Time

The tighter tolerances and reduced slot depth on the H4 system increase your control and reduce your overall treatment time.

Less Chair Time

The H4 SL systems means less wires, fewer wire changes, and significantly reduced wire bending.

Simple to Learn

H4 is a single prescription system meaning simplified processes for you and your team.

Testimonials



*"I've found with the decreased slot depth of the passive self-ligating H4 bracket from OC, along with the tightened slot tolerances, plus my "active early" case management strategies, that I'm **saving approximately 4 months of treatment**, over what I was doing with my previous PSL bracket. I still want a beautiful esthetic based treatment with great occlusion."*

Dr. Tom Pitts D.D.S., M.S.D.

Ortho Country Orthodontics

96% of orthodontists would recommend H4 to a colleague*



*"I have been using a passive self ligation system of braces since 2002. I switched to the H4 PSL system in 2013. I have treated to completion well over 1,500 patients using this system. Because the **H4 system has significantly better torque control than the previously used system**, I am achieving more consistent results. **The H4 system has made me more confident in promising wide beautiful smiles without extractions** to patients who have severe problems with crowding and or occulsion. The H4 system is continuing to evolve and these new modifications are making it perform better and better."*

Dr. David Herman D.D.S., M.S., M.P.H.

Four Corners Orthodontics & Dental

Single Prescription Inventory

Unlike other bracket systems, the versatile H4 System is a single prescription for all patients. Without the need for a variable bracket inventory, you can simplify processes for your staff while reducing your bracket inventory, saving you both time and money.

Teeth	Bracket Prescription	Product Code
2nd Molar (UR7)	-27° torque +9° offset	907.2101
1st Molar (UR6)	-22° torque +9° offset	907.2099
Bicuspid (UR4/5)	-11° torque +2° angle 2.80mm M/D	916.2009 916.2011
Cuspid (UR3)	+7° torque +5° angle 3.05mm M/D	916.2005 916.2007
Lateral (UR2)	+8° torque +9° angle 2.54mm M/D	916.2003
Central (UR1)	+12° torque +5° angle 3.05mm M/D	916.2001
2nd Molar (LR7)	+3° offset -22° torque	907.2107
1st Molar (LR6)	+3° offset -22° torque	907.2107
2nd Bicuspid (LR5)	2.80mm M/D +2° angle -17° torque	916.2022 916.2024
1st Bicuspid (LR4)	2.80mm M/D +2° angle -12° torque	916.2018 916.2020
Cuspid (LR3)	3.05mm M/D +5° angle +7° torque	916.2014 916.2016
Anterior (L1/2)	2.54mm M/D 0° angle -6° torque	916.2013



"At Village Orthodontics, we are now using only the H4 brackets due to their diversity in treating diverse malocclusions with the same prescription. **This 'Single Prescription Inventory' approach keeps the bottom line for supplies under control.**"

Dr. Jeff Haskins D.D.S., M.S., P.C.







Village Orthodontics

Single Prescription Inventory

Standard Set
(20 Brackets) 5x5
No Hooks
#916.2034
Hooks on 3's
#916.2030

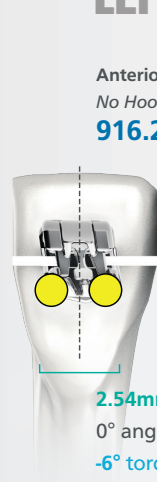
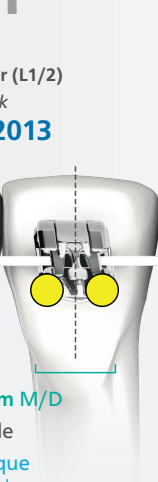
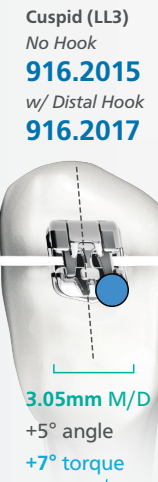
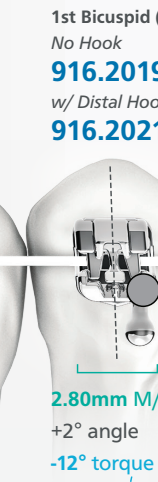
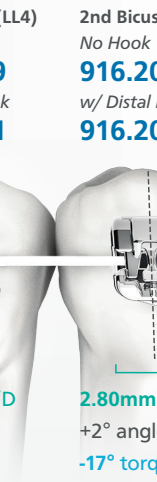

Hooks on 3's & 4's
#916.2031
Hooks on 4's & 5's
#916.2033
Hooks on 3's, 4's, & 5's
#916.2032


Standard Full Set
(28 Brackets) 7x7
Hooks on 3's, 4's, & 5's
#916.2155

					
+12° torque +5° angle 3.05mm M/D	+8° torque +9° angle 2.54mm M/D	+7° torque +5° angle 3.05mm M/D	-11° torque +2° angle 2.80mm M/D	-22° torque +9° offset	-27° torque +9° offset
Central (UL1) No Hook 916.2002	Lateral (UL2) No Hook 916.2004	Cuspid (UL3) No Hook 916.2006 w/ Distal Hook 916.2008	Bicuspid (UL4/5) No Hook 916.2010 w/ Distal Hook 916.2012	1st Molar (UL6) H4 Buccal Tube w/ Gingival Hook 907.2100	2nd Molar (UL7) H4 Buccal Tube w/ Gingival Hook 907.2102

LEFT

LEFT

					
2.54mm M/D 0° angle -6° torque	3.05mm M/D +5° angle +7° torque	2.80mm M/D +2° angle -12° torque	2.80mm M/D +2° angle -17° torque	+3° offset -22° torque	+3° offset -22° torque
Anterior (L1/2) No Hook 916.2013	Cuspid (LL3) No Hook 916.2015 w/ Distal Hook 916.2017	1st Bicuspid (LL4) No Hook 916.2019 w/ Distal Hook 916.2021	2nd Bicuspid (LL5) No Hook 916.2023 w/ Distal Hook 916.2025	1st Molar (LL6) H4 Buccal Tube w/ Gingival Hook 907.2108	2nd Molar (LL7) H4 Buccal Tube w/ Gingival Hook 907.2108



"Like many of you, I have struggled with poor rotation control, anterior torque management, and unpredictable results in some of my cases. Using the "active early" combination of SAP bracket placement, "flipping" anterior brackets, ELSE (early light short elastics), disarticulation, Pitts' Broad arch forms and **the precision of H4 appliance has dramatically improved case management control, the quality of the final result, and efficiency of my practice.**"

Dr. Duncan Brown B.Sc., D.D.S., D. Ortho
SmileZone Orthodontics



Patient of
Dr. Tomas Castellanos

“Flipped & Flocked” Appliance

- Class III Tendency
- Proclination
- Mild Crowding in Upper & Lower Arc
- Flat Smile Arc



INITIAL



PROGRESS



FINAL



INITIAL



PROGRESS


- Reconstruction and recontouring
- Stripping in lower and upper incisors
- H4 brackets -SAP protocol TOM & TOM positioning table
- “Flipped & Flocked” Appliance
- (U3 to U3)
- Upper: .014 NiTi
- Lower: .014 NiTi
- 2x12mm SS screw on buccal shelf CII E 2.5 oz. from U3 to screw
- Powerchain 2.5 oz. from L4 to screw



For more detailed H4 clinicals, see our H4 clinical book

H4™ Archwire Selection

We offer you a variety of archwires which complement the H4 bracket and deliver the torque and control you need. The Pitts archwires have been meticulously designed to reduce extractions while achieving torsion even earlier meaning you can finish your cases faster.



Diagrams represent typical arch shapes. Actual sizes may vary slightly due to printing tolerances.

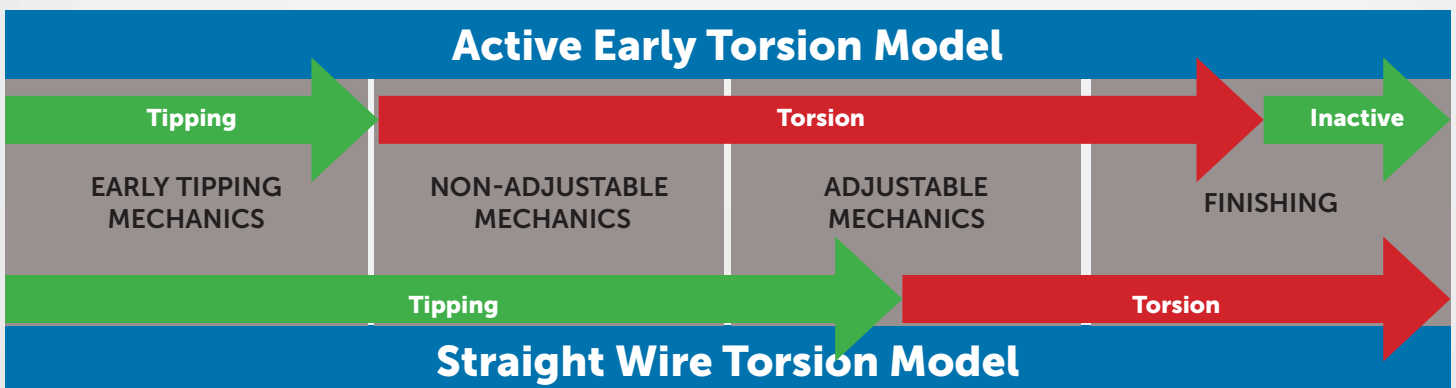


81% of orthodontists report less wire bending with H4*

Pitts Archwire Sequence

WEEKS	NON-EXTRACTION	FLIPPED NON-EXTRACTION	EXTRACTION			
5	.014 THERMAL ACTIVATED (6 weeks)					
10						
15	.018 X .018 ULTRA SOFT THERMAL ACTIVATED (6 weeks)					
20						
25	.020 X .020 THERMAL ACTIVATED (10 weeks)					
30						
	PAN-REPO ADJUST CASE MANAGEMENT (PRACM)					
	Rotations	No Rotations	Rotations	No Rotations	Rotations	No Rotations
35	RESET BRACKETS OR PICK UP SECOND MOLARS		.020 X .020 THERMAL ACTIVATED			
40					FOR ENMASSE SPACE CLOSURE .018 X .025 STAINLESS STEEL	
45	.019 X .025 BETA TITANIUM	.020 X .020 BETA TITANIUM	.019 X .025 BETA TITANIUM	.020 X .020 BETA TITANIUM		
50+	TO DEACTIVATE THE APPLIANCE WHEN IDEAL AXIAL INCLINATION ATTAINED OR BIOLOGICAL LIMIT IS REACHED				.019 X .025 BETA TITANIUM	.020 X .020 BETA TITANIUM
					.017 x .025 Beta Titanium	

Courtesy of: Dr. Tom Pitts and Dr. Duncan Brown



H4™ Pitts Broad Archwires

		H4™ PITTS BROAD (NO DIMPLE)	H4™ PITTS BROAD (DIMPLE)	H4™ PITTS BROAD (PRE-STOPPED)
INCHES	MM	ITEM NUMBER	ITEM NUMBER	ITEM NUMBER
THERMAL ACTIVATED NICKEL TITANIUM		10 PACK		
.012	.30	620.0400	621.0400	320.0400
.014	.36	620.0401	621.0401	320.0401
.016	.41	620.0402	621.0402	320.0402
.018	.46	620.0403	621.0403	320.0403
.020	.51	620.0410	621.0410	320.0410
.018 x .018	.46 x .46	620.0412	621.0412	320.0412
.019 x .019	.48 x .48	620.0413	--	--
.020 x .020	.51 x .51	620.0409	621.0409	320.0409
.014 x .025 (Extraction)	.36 x .64	620.0404	621.0404	320.0404
.016 x .025 (Extraction)	.41 x .64	620.0405	621.0405	320.0405
.018 x .025 (Extraction)	.46 x .64	620.0407	621.0407	320.0407
.019 x .025	.48 x .64	620.0408	621.0408	320.0408
.021 x .025	.53 x .64	620.0411	--	320.0411
ULTRA-SOFT THERMAL ACTIVATED NICKEL TITANIUM		10 PACK		
.018 x .018	.46 x .46	600.0492		
SUPER ELASTIC NICKEL TITANIUM				
.014	.36	625.0401	--	325.0401
.018	.46	625.0403	--	325.0403
.020	.51	625.0410	--	325.0410
.017 x .017	.43 x .43	625.0415	--	325.0415
.020 x .020	.51 x .51	625.0409	--	325.0409
STAINLESS STEEL				
.018 x .018	.46 x .46	651.0412	--	--
.019 x .019	.48 x .48	651.0413	--	--
.020 x .020	.51 x .51	651.0409	--	--
.016 x .022	.41 x .56	651.0414	--	--
.016 x .025	.41 x .64	651.0405	--	--
.017 x .025	.43 x .64	651.0406	--	--
.018 x .025	.46 x .64	651.0407	--	--
.019 x .025	.48 x .64	651.0408	--	--
BETA TITANIUM				
.018 x .018	.46 x .46	646.0412	--	--
.019 x .019	.48 x .48	646.0413	--	--
.020 x .020	.51 x .51	646.0409	--	--
.016 x .025	.41 x .64	646.0405	--	--
.017 x .025	.43 x .64	646.0406	--	--
.018 x .025	.46x .64	646.0407	--	--
.019 x .025	.48 x .64	646.0408	--	--
.021 x .025	.53 x .64	646.0410	--	--

H4™ Archwire Sequences

WEEKS	SHORT SEQUENCE For standard cases	LONG SEQUENCE For crowding, short roots, and avoiding protrusion
5	.014 THERMAL ACTIVATED (10 weeks)	.012 THERMAL ACTIVATED (10 weeks)
10		
15	.018 THERMAL ACTIVATED (5 weeks)	.014 THERMAL ACTIVATED (5 weeks)
20	.014X.025 THERMAL ACTIVATED (10 weeks)	.018 THERMAL ACTIVATED (5 weeks)
25		
30	.018X.025 THERMAL ACTIVATED (5 weeks)	.014X.025 THERMAL ACTIVATED (10 weeks)
35		
40	.020X.020 THERMAL ACTIVATED (5 weeks)	.016X.025 THERMAL ACTIVATED (5 weeks)
45	.019X.025 STAINLESS STEEL (6 weeks)	.018X.025 THERMAL ACTIVATED (5 weeks)
50	.019X.025 BETA TITANIUM (4 weeks)	.020X.020 THERMAL ACTIVATED (5 weeks)
55		.019X.025 STAINLESS STEEL (6 weeks)
		.017X.025 BETA TITANIUM (5 weeks)


H4™ Archwires

INCHES	MM	H4™	H4™	H4™	H4™ PITTS	H4™ PITTS	H4™ PITTS
		UNIVERSAL (NO DIMPLE)	UNIVERSAL (DIMPLED)	UNIVERSAL (PRE-STOPPED)	STANDARD (NO DIMPLE)	STANDARD (DIMPLED)	STANDARD (PRE-STOPPED)
		ITEM NUMBER			ITEM NUMBER		
THERMAL ACTIVATED NICKEL TITANIUM		10 PACK					
.012	.30	620.0380	621.0380	320.0380	620.0430	621.0430	320.0430
.014	.36	620.0381	621.0381	320.0381	620.0431	621.0431	320.0431
.016	.41	620.0382	621.0382	320.0382	620.0432	621.0432	320.0432
.018	.46	620.0383	621.0383	320.0383	620.0433	621.0433	320.0433
.020	.51	--	--	--	620.0440	621.0440	320.0440
.018 x .018	.46 x .46	--	--	--	620.0442	--	320.0442
.019 X .019	.48 X .48	--	--	--	620.0443	--	--
.020 x .020	.51 x .51	620.0389	621.0389	320.0389	620.0439	--	320.0439
.014 x .025 (Extraction)	.36 x .64	620.0384	621.0384	320.0384	620.0434	621.0434	320.0434
.016 x .025 (Extraction)	.41 x .64	620.0385	621.0385	320.0385	620.0435	621.0435	320.0435
.018 x .025 (Extraction)	.46 x .64	620.0387	621.0387	320.0387	620.0437	--	320.0437
.019 x .025	.48 x .64	620.0388	621.0388	320.0388	620.0438	621.0438	320.0438
.021 x .025	.53 x .64	--	--	--	620.0441	--	320.0441
SUPER ELASTIC NICKEL TITANIUM		10 PACK					
.014	.36	625.0381	627.0381	325.0381	625.0431	627.0431	325.0431
.018	.46	625.0383	627.0383	325.0383	625.0433	627.0433	325.0433
.020	.51	625.0394	627.0394	325.0394	625.0440	627.0440	325.0440
.017 x .017	.43 x .43	625.0395	627.0395	325.0395	625.0445	627.0445	325.0445
.018 x .018	.46 x .46	--	--	--	--	627.0442	--
.020 x .020	.51 x .51	625.0389	627.0389	325.0389	625.0439	627.0439	325.0439
.014 x .025	.36 x .64	--	--	325.0384	625.0434	--	325.0434
.018 x .025	.46 x .64	--	--	325.0387	625.0437	--	325.0437
.019 x .025	.48 x .64	--	--	325.0388	625.0438	--	325.0438
STAINLESS STEEL		10 PACK					
.018 X .018	.46 X .46	--	--	--	651.0442	--	--
.019 X .019	.48 X .48	--	--	--	651.0443	--	--
.020 x .020	.51 x .51	651.0389	--	--	651.0439	--	--
.016 x .022	.41 x .56	--	--	--	651.0444	--	--
.016 x .025	.41 x .64	651.0385	--	--	651.0435	--	--
.017 x .025	.43 x .64	651.0386	--	--	651.0436	--	--
.018 x .025	.46 x .64	--	--	--	651.0437	--	--
.019 x .025	.48 x .64	651.0388	--	--	651.0438	--	--
BETA TITANIUM		5 PACK					
.018 X .018	.46 X .46	--	--	--	646.0442	--	--
.019 X .019	.48 X .48	--	--	--	646.0443	--	--
.020 x .020	.51 x .51	646.0389	--	--	646.0439	--	--
.016 x .025	.41 x .64	646.0385	--	--	646.0435	--	--
.017 x .025	.43 x .64	646.0386	--	--	646.0436	--	--
.018 x .025	.46x .64	646.0387	--	--	646.0437	--	--
.019 x .025	.48 x .64	646.0388	--	--	646.0438	--	--
.021 x .025	.53 x .64	--	--	--	646.0441	--	--

Additional H4™ Products

H4 Buccal Tube

See page 8 - 9 for part numbers



Vertical and horizontal scribe lines for convenient alignment.

Smooth, rounded edges for optimal patient comfort.

One piece metal injection molded. Manufactured from bio-compatible materials.

Full radius low-profile design with built-in tweezer grip.

Trumpeted shape for easy wire insertion.

Compound contour / torque-in-base provides level slot line up. Micro-etched base creates a stronger bond.


H4 5-Case Starter Kit

We want you to experience the difference of the H4 system yourself with our H4 starter kit. Our starter kit includes: 5 Full Sets (7x7) of H4™ brackets and H4™ buccal tubes, (6) Sets of H4™ Pitts' Broad Archwires (5 upper and 5 lower of each set), H4™ Tool™, Angled Self-Locking Bracket Tweezer, SAP Ruler, USB Flash Drive, and H4™ Kit Brochure.





#916.2150

Opening and Closing Instruments




H4 TOOL™ #916.0100

The H4 Tool is an excellent opening and closing instrument for all H4 brackets. The sloped tip provides a comfortable angle for opening and closing bracket doors.



Director Tool™ #916.0101

The Director Tool swiftly opens the H4 brackets doors. It also helps direct wires for removal and placement.



92% of orthodontists report that H4 is the highest quality bracket on the market*

Smile Arc Protection

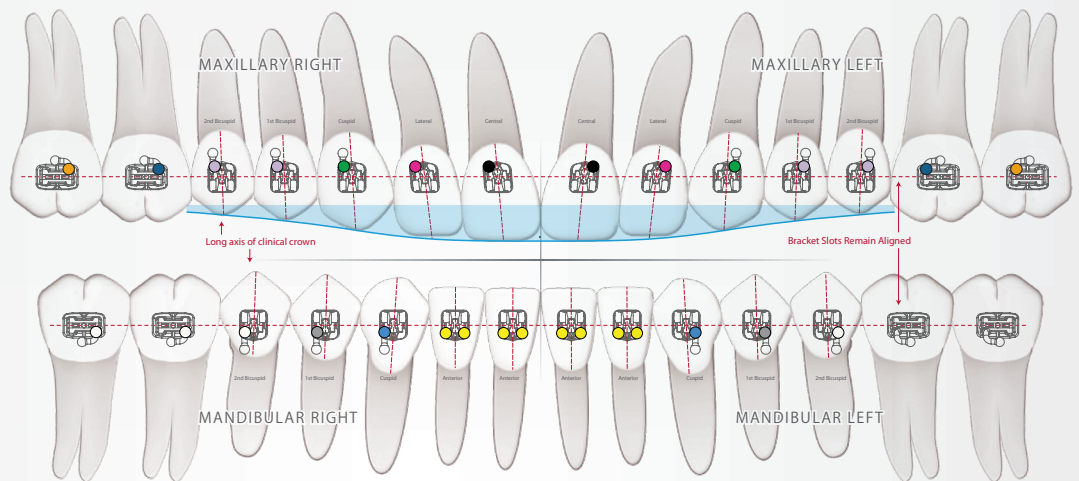
Created by Dr. Tom Pitts, Smile Arc Protection (SAP) bracket placement is more gingival (closer to the gums) than traditional bracket placement resulting in increased tooth display for a broader, more esthetic smile.



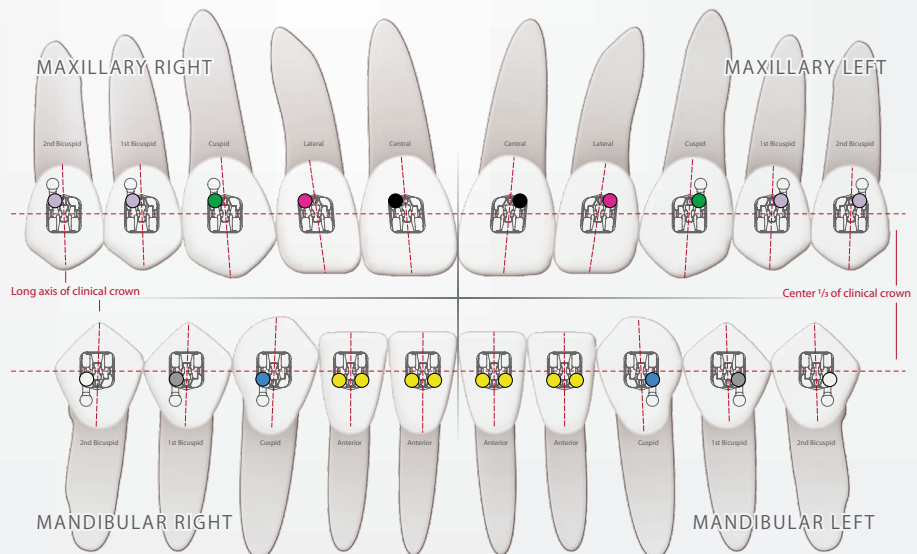
Patient of Tomas Castellanos

Constant Smile Arc, which follows the curve of the bottom lip as a result of bonding with SAP.

Smile Arc Protection Bracket Placement



Traditional Bracket Placement



Flattened smile curve as a result of bonding with traditional bracket placement.

96% of orthodontists report that finishes are more predictable with H4*



The Ultimate Practice Solution

Orthodontic inventory can often be the source of great expense and aggravation within a practice. The automated Orthovend system can alleviate many of these concerns with the following features:

Eliminate Inventory Expense

Only pay for the inventory you use. You no longer have to bulk buy to receive the best price, which means you can eliminate big bills with term payments. Additionally, you no longer have to store expensive inventory or even pay for shipping.

Automatic Reordering

Never worry about managing inventory, ordering, or running out of brackets.

Simple Reporting

Easily track inventory levels, expenditure, and usage via the online management system.

Effortless Organization

Unclutter your office and reduce product loss.

Easy to Learn

Intuitive touchscreen makes vending and restocking quick and easy.

Customized Appearance

Customized wraps available to create a unique look to match your office.


"We have been using OrthoVend for the past 18 months, and for our practice it has been a game changer. We now carry minimal inventory, and purchase brackets on a "per swipe" basis, which is saving us literally 10's of thousands of dollars every year. I now never have to adjust inventory, or count cases of brackets to see if we have enough...best piece of technology I have installed in the last couple of years!"

-Duncan Y. Brown B.Sc., D.D.S., D. Ortho SmileZone Orthodontics





96% of orthodontists would recommend H4 to a colleague*



**Data on file*

Use H4 and Finish with the Best:

- Reduced .026 Slot Depth for Improved Rotational Control
- Tightest Tolerances in the Industry (+/- .001 vs +/- .003)
- Faster and More Predictable Finishes
- Unique Door Provides 4 Point Contact for Better Control

Call Us Today or Visit Us Online:

1 (877) 543-6112 | www.oc-orthodontics.com



OC Orthodontics
1300 NE Alpha Dr.
McMinnville, OR 97128 USA